



**CUNDUACÁN**  
Gobierno Municipal 2021-2024

**MUNICIPIO DE CUNDUACAN, TABASCO.**  
ESTADO ANALITICO DE INGRESOS POR FUENTE Y CONCEPTO  
EJERCICIO: 2022 CORTE DEL 01 DE ENERO AL 31 DE AGOSTO


Ingresos por Fuente y Concepto	Estimado	Adecuaciones		Modificado	Devengado	Recaudado	Por Devengar		Por Recaudar		Al Mes	
		Ampliaciones	Reducciones				Absoluto	Relativo	Absoluto	Relativo	Estimado	Recaudado
	585,982,094.00	17,215,765.03	18,386,384.00	584,811,475.03	469,242,611.57	469,218,612.33	115,568,863.46		23,999.24		0.00	469,218,612.33
<b>CONVENIOS</b>	2,399,107.00	0.00	0.00	2,399,107.00	1,699,218.71	1,699,218.71	699,888.29		0.00		0.00	1,699,218.71
<b>CONVENIO TRANSITO MUNICIPAL</b>	2,399,107.00	0.00	0.00	2,399,107.00	1,699,218.71	1,699,218.71	699,888.29		0.00		0.00	1,699,218.71
CONVENIOS	2,399,107.00	0.00	0.00	2,399,107.00	1,699,218.71	1,699,218.71	699,888.29		0.00		0.00	1,699,218.71
<b>SEDENER</b>	0.00	0.00	0.00	0.00	0.00	0.00	0.00		0.00		0.00	0.00
CONVENIOS	0.00	0.00	0.00	0.00	0.00	0.00	0.00		0.00		0.00	0.00
<b>DEUDA</b>	0.00	0.00	0.00	0.00	0.00	0.00	0.00		0.00		0.00	0.00
<b>BANOBRAS</b>	0.00	0.00	0.00	0.00	0.00	0.00	0.00		0.00		0.00	0.00
ENDEUDAMIENTO INTERNO	0.00	0.00	0.00	0.00	0.00	0.00	0.00		0.00		0.00	0.00
<b>INGRESOS DE GESTIÓN</b>	35,250,000.00	0.00	0.00	35,250,000.00	38,041,203.90	38,017,203.90	-2,791,203.90		24,000.00		0.00	38,017,203.90
<b>INGRESOS DE GESTIÓN</b>	35,250,000.00	0.00	0.00	35,250,000.00	38,041,203.90	38,017,203.90	-2,791,203.90		24,000.00		0.00	38,017,203.90
IMPUESTOS SOBRE LOS INGRESOS	0.00	0.00	0.00	0.00	0.00	0.00	0.00		0.00		0.00	0.00
IMPUESTOS SOBRE EL PATRIMONIO	10,633,334.25	0.00	0.00	10,633,334.25	10,318,674.82	10,318,674.82	314,659.43		0.00		0.00	10,318,674.82
ACCESORIOS DE IMPUESTOS	1,197,499.73	0.00	0.00	1,197,499.73	1,404,126.27	1,404,126.27	-206,626.54		0.00		0.00	1,404,126.27
DERECHOS POR PRESTACION DE SERVICIOS	9,079,709.80	0.00	0.00	9,079,709.80	8,792,582.79	8,768,582.79	287,127.01		24,000.00		0.00	8,768,582.79
OTROS DERECHOS	7,024,658.16	0.00	0.00	7,024,658.16	10,503,389.00	10,503,389.00	-3,478,730.84		0.00		0.00	10,503,389.00
PRODUCTOS	598,815.03	0.00	0.00	598,815.03	2,063,977.11	2,063,977.11	-1,465,162.08		0.00		0.00	2,063,977.11
PRODUCTOS DE CAPITAL	0.00	0.00	0.00	0.00	700.00	700.00	-700.00		0.00		0.00	700.00
APROVECHAMIENTOS	6,382,176.80	0.00	0.00	6,382,176.80	4,883,653.91	4,883,653.91	1,498,522.89		0.00		0.00	4,883,653.91
APROVECHAMIENTOS PATRIMONIALES	83,806.23	0.00	0.00	83,806.23	74,100.00	74,100.00	9,706.23		0.00		0.00	74,100.00
CONVENIOS	250,000.00	0.00	0.00	250,000.00	0.00	0.00	250,000.00		0.00		0.00	0.00
<b>PARTICIPACIONES</b>	315,388,242.00	0.00	11,691,002.00	303,697,240.00	236,860,722.00	236,860,722.76	66,836,518.00		-0.76		0.00	236,860,722.76
<b>FONDO DE ESTABILIZACIÓN DE LOS INGRESOS DE LAS ENTIDADES FEDERATIVAS (FEIEF)</b>	0.00	0.00	0.00	0.00	0.00	0.00	0.00		0.00		0.00	0.00
PARTICIPACIONES	0.00	0.00	0.00	0.00	0.00	0.00	0.00		0.00		0.00	0.00
<b>FONDO GENERAL DE PARTICIPACIONES</b>	315,388,242.00	0.00	11,691,002.00	303,697,240.00	236,860,722.00	236,860,722.76	66,836,518.00		-0.76		0.00	236,860,722.76
PARTICIPACIONES	315,388,242.00	0.00	11,691,002.00	303,697,240.00	236,860,722.00	236,860,722.76	66,836,518.00		-0.76		0.00	236,860,722.76
<b>RAMO 04. GOBERNACION</b>	0.00	0.00	0.00	0.00	0.00	0.00	0.00		0.00		0.00	0.00
<b>FORTALECIMIENTO A LA SEGURIDAD (FORTASEG)</b>	0.00	0.00	0.00	0.00	0.00	0.00	0.00		0.00		0.00	0.00
CONVENIOS	0.00	0.00	0.00	0.00	0.00	0.00	0.00		0.00		0.00	0.00
<b>RAMO 33. APORTACIONES FEDERALES PARA ENTIDADES FEDERATIVAS Y MUNICIPIOS</b>	226,444,745.00	13,084,900.51	6,695,382.00	232,834,263.51	178,677,905.23	178,677,905.23	54,156,358.28		0.00		0.00	178,677,905.23
<b>FIII FONDO DE APORTACIONES PARA LA INFRAESTRUCTURA SOCIAL</b>	0.00	12,096,000.51	0.00	12,096,000.51	15,211,958.27	15,211,958.27	-3,115,957.76		0.00		0.00	15,211,958.27





**CUNDUACÁN**  
Gobierno Municipal 2021 -2024

**MUNICIPIO DE CUNDUACAN, TABASCO.**  
ESTADO ANALITICO DE INGRESOS POR FUENTE Y CONCEPTO  
EJERCICIO: 2022 CORTE DEL 01 DE ENERO AL 31 DE AGOSTO

Ingresos por Fuente y Concepto	Estimado	Adecuaciones		Modificado	Devengado	Recaudado	Por Devengar		Por Recaudar		Al Mes	
		Ampliaciones	Reducciones				Absoluto	Relativo	Absoluto	Relativo	Estimado	Recaudado
<b>ESTATAL (FISE)</b>	585,982,094.00	17,215,765.03	18,386,384.00	584,811,475.03	469,242,611.57	469,218,612.33	115,568,863.46		23,999.24		0.00	469,218,612.33
APORTACIONES	0.00	12,096,000.51	0.00	12,096,000.51	15,211,958.27	15,211,958.27	-3,115,957.76		0.00		0.00	15,211,958.27
<b>FIIII FONDO DE APORTACIONES PARA LA INFRAESTRUCTURA SOCIAL MUNICIPAL (FISM)</b>	124,036,269.00	0.00	5,693,833.00	118,342,436.00	95,089,227.30	95,089,227.30	23,253,208.70		0.00		0.00	95,089,227.30
APORTACIONES	124,036,269.00	0.00	5,693,833.00	118,342,436.00	95,089,227.30	95,089,227.30	23,253,208.70		0.00		0.00	95,089,227.30
<b>FIV FONDO DE APORTACIONES PARA EL FORTALECIMIENTO DE LOS MUNICIPIOS (FORTAMUN)</b>	102,408,476.00	988,900.00	1,001,549.00	102,395,827.00	68,376,719.66	68,376,719.66	34,019,107.34		0.00		0.00	68,376,719.66
APORTACIONES	102,408,476.00	988,900.00	1,001,549.00	102,395,827.00	68,376,719.66	68,376,719.66	34,019,107.34		0.00		0.00	68,376,719.66
<b>RAMO.23. PROVISIONES SALARIALES Y ECONOMICAS</b>	6,500,000.00	4,130,864.52	0.00	10,630,864.52	13,963,561.73	13,963,561.73	-3,332,697.21		0.00		0.00	13,963,561.73
<b>FONDO PARA LAS ENTIDADES FEDERATIVAS Y MUNICIPIOS PRODUCTORES DE HIDROCARBUROS TERRESTRES</b>	3,250,000.00	2,143,350.29	0.00	5,393,350.29	7,126,417.32	7,126,417.32	-1,733,067.03		0.00		0.00	7,126,417.32
CONVENIOS	3,250,000.00	2,143,350.29	0.00	5,393,350.29	7,126,417.32	7,126,417.32	-1,733,067.03		0.00		0.00	7,126,417.32
<b>FONDO DE ESTABILIZACIÓN DE LOS INGRESOS DE LAS ENTIDADES FEDERATIVAS (FEIEF)</b>	0.00	384,397.00	0.00	384,397.00	384,407.35	384,407.35	-10.35		0.00		0.00	384,407.35
CONVENIOS	0.00	384,397.00	0.00	384,397.00	384,407.35	384,407.35	-10.35		0.00		0.00	384,407.35
<b>FONDO PARA LAS ENTIDADES FEDERATIVAS Y MUNICIPIOS PRODUCTORES DE HIDROCARBUROS EN REGIONES MARÍTIMAS</b>	3,250,000.00	1,603,117.23	0.00	4,853,117.23	6,452,737.06	6,452,737.06	-1,599,619.83		0.00		0.00	6,452,737.06
CONVENIOS	3,250,000.00	1,603,117.23	0.00	4,853,117.23	6,452,737.06	6,452,737.06	-1,599,619.83		0.00		0.00	6,452,737.06
<b>PROGRAMAS REGIONALES 2.</b>	0.00	0.00	0.00	0.00	0.00	0.00	0.00		0.00		0.00	0.00
CONVENIOS	0.00	0.00	0.00	0.00	0.00	0.00	0.00		0.00		0.00	0.00

  
MCP. LUIS RENE ESCOBAR ZARDONI  
DIRECTOR DE FINANZAS

  
DRA. YANTZY DILLAY GARCIA CAMPOS  
SINDICO DE EGRESOS

  
LIC. JESUS ABRAHAM CANO GONZALEZ  
PRESIDENTE MUNICIPAL