




Concepto	Saldo Inicial 1	Cargos del Periodo 2	Abonos del Periodo 3	Saldo Final 4 (1+2-3)	Variación del Periodo (4-1)
Activo	998,077,497.90	376,015,700.62	575,153,064.14	798,940,134.38	-199,137,363.52
ACTIVO CIRCULANTE	118,884,899.45	202,939,634.21	285,565,449.34	36,259,084.32	-82,625,815.13
EFFECTIVO Y EQUIVALENTES	105,858,894.43	150,497,720.15	225,031,264.86	31,325,349.72	-74,533,544.71
DERECHOS A RECIBIR EFECTIVO O EQUIVALENTE	2,343,627.04	50,989,008.25	51,054,546.19	2,278,089.10	-65,537.94
DERECHO A RECIBIR BIENES O SERVICIOS	8,923,776.14	1,234,139.50	7,502,270.14	2,655,645.50	-6,268,130.64
ALMACEN	1,758,601.84	218,766.31	1,977,368.15	0.00	-1,758,601.84
ACTIVO NO CIRCULANTE	879,192,598.45	173,076,066.41	289,587,614.80	762,681,050.06	-116,511,548.39
DERECHOS A RECIBIR EFECTIVO O EQUIVALENTES A LARGO PLAZO	4,656,672.47	0.00	0.00	4,656,672.47	0.00
BIENES INMUEBLES, INFRAESTRUCTURA Y CONTRUCCIONES EN PROCESO	817,832,350.58	173,019,366.00	284,726,340.47	706,125,376.11	-111,706,974.47
ENES MUEBLES	105,673,056.84	56,700.41	0.00	105,729,757.25	56,700.41
ACTIVOS INTANGIBLES	67,142.74	0.00	0.00	67,142.74	0.00
DEPRECIACIONES, DETERIORO Y ARMORTIZACIONES ACUMULADAS DE BIENES	-49,036,624.18	0.00	4,861,274.33	-53,897,898.51	-4,861,274.33


 LIC. JESÚS ABRAHAM CANO GONZÁLEZ
 PRESIDENTE MUNICIPAL


 LIC YANTZY DILLAY GARCIA CAMPOS
 SINDICO DE HACIENDA


 LIC. LUIS RENE ESCOBAR ZARDONI
 DIRECTOR DE FINANZAS MUNICIPAL