
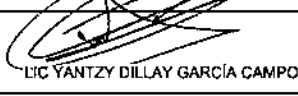



Concepto	Saldo Inicial 1	Cargos del Periodo 2	Abonos del Periodo 3	Saldo Final 4 (1+2-3)	Variación del Periodo (4-1)
Activo	950,869,723.20	385,488,391.90	346,137,910.83	990,220,204.27	39,350,481.07
ACTIVO CIRCULANTE	118,372,851.05	355,669,058.13	346,137,910.83	127,903,998.35	9,531,147.30
EFFECTIVO Y EQUIVALENTES	100,178,720.54	265,097,136.86	263,766,128.17	101,509,729.23	1,331,008.69
DERECHOS A RECIBIR EFECTIVO O EQUIVALENTE	2,362,033.08	75,316,881.55	75,324,416.25	2,354,498.38	-7,534.70
DERECHO A RECIBIR BIENES O SERVICIOS	7,941,250.46	9,167,512.21	6,562,465.16	10,546,297.51	2,605,047.05
INVENTARIOS	0.00	0.00	0.00	0.00	0.00
ALMACEN	7,890,846.97	6,087,527.51	484,901.25	13,493,473.23	5,602,626.26
ESTIMACION POR PERDIDAS O DETERIORO DE ACTIVOS CIRCULANTES	0.00	0.00	0.00	0.00	0.00
OTROS ACTIVOS CIRCULANTES	0.00	0.00	0.00	0.00	0.00
ACTIVO NO CIRCULANTE	832,496,872.15	29,819,333.77	0.00	862,316,205.92	29,819,333.77
INVERSIONES FINANCIERAS A LARGO PLAZO	0.00	0.00	0.00	0.00	0.00
DERECHOS A RECIBIR EFECTIVO O EQUIVALENTES A LARGO PLAZO	4,656,672.47	0.00	0.00	4,656,672.47	0.00
BIENES INMUEBLES, INFRAESTRUCTURA Y CONTRUCCIONES EN PROCESO	773,682,095.90	25,084,616.77	0.00	798,766,712.67	25,084,616.77
BIENES MUEBLES	107,988,859.55	4,734,717.00	0.00	112,723,576.55	4,734,717.00
ACTIVOS INTANGIBLES	67,142.74	0.00	0.00	67,142.74	0.00
DEPRECIACIONES, DETERIORO Y ARMORTIZACIONES ACUMULADAS DE BIENES	-53,897,898.51	0.00	0.00	-53,897,898.51	0.00
ACTIVOS DIFERIDOS	0.00	0.00	0.00	0.00	0.00
ESTIMACION POR PERDIDA O DETERIORO DE ACTIVOS NO CIRCULANTES	0.00	0.00	0.00	0.00	0.00
OTROS ACTIVOS NO CIRCULANTES	0.00	0.00	0.00	0.00	0.00


LIC. JESÚS ABRAHAM CANO GONZÁLEZ
PRESIDENTE MUNICIPAL


LIC YANTZY DILLAY GARCÍA CAMPOS
SINDICO DE HACIENDA


L.C.P. LUIS RENÉ ESCOBAR ZARDONI
DIRECTOR DE FINANZAS MUNICIPAL