
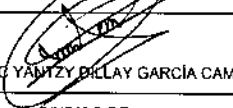



Concepto	Saldo Inicial 1	Cargos del Periodo 2	Abonos del Periodo 3	Saldo Final 4 (1+2-3)	Variación del Periodo (4-1)
<b>Activo</b>	<b>852,675,634.62</b>	<b>370,968,808.05</b>	<b>430,875,042.32</b>	<b>792,769,400.35</b>	<b>-59,906,234.27</b>
ACTIVO CIRCULANTE	94,793,757.46	259,856,266.13	302,736,712.13	51,913,311.46	-42,880,446.00
EFFECTIVO Y EQUIVALENTES	87,880,522.17	214,239,400.78	252,844,775.89	49,275,147.06	-38,605,375.11
DERECHOS A RECIBIR EFECTIVO O EQUIVALENTE	2,495,956.47	41,308,949.18	41,526,760.92	2,278,144.73	-217,811.74
DERECHO A RECIBIR BIENES O SERVICIOS	2,646,378.02	3,291,017.12	5,577,375.47	360,019.67	-2,286,358.35
ALMACEN	1,770,900.80	1,016,899.05	2,787,799.85	0.00	-1,770,900.80
ACTIVO NO CIRCULANTE	757,881,877.16	111,112,541.92	128,138,330.19	740,856,088.89	-17,025,788.27
DERECHOS A RECIBIR EFECTIVO O EQUIVALENTES A LARGO PLAZO	4,656,672.47	0.00	0.00	4,656,672.47	0.00
BIENES INMUEBLES, INFRAESTRUCTURA Y CONTRUCCIONES EN PROCESO	703,350,073.84	109,327,780.65	127,379,998.45	685,297,856.04	-18,052,217.80
BIENES MUEBLES	93,553,834.30	1,784,761.27	0.00	95,338,595.57	1,784,761.27
ACTIVOS INTANGIBLES	67,142.74	0.00	0.00	67,142.74	0.00
DEPRECIACIONES, DETERIORO Y ARMORTIZACIONES ACUMULADAS DE BIENES	-43,745,846.19	0.00	758,331.74	-44,504,177.93	-758,331.74

  
LIC. JESUS ABRAHAM CANO GONZÁLEZ  
PRESIDENTE MUNICIPAL

  
LIC. YANITZY DILLAY GARCÍA CAMPOS  
SINDICO DE HACIENDA

  
LIC. ESTEBAN RENÉ ESCOBAR ZARDONI  
DIRECTOR DE FINANZAS MUNICIPAL